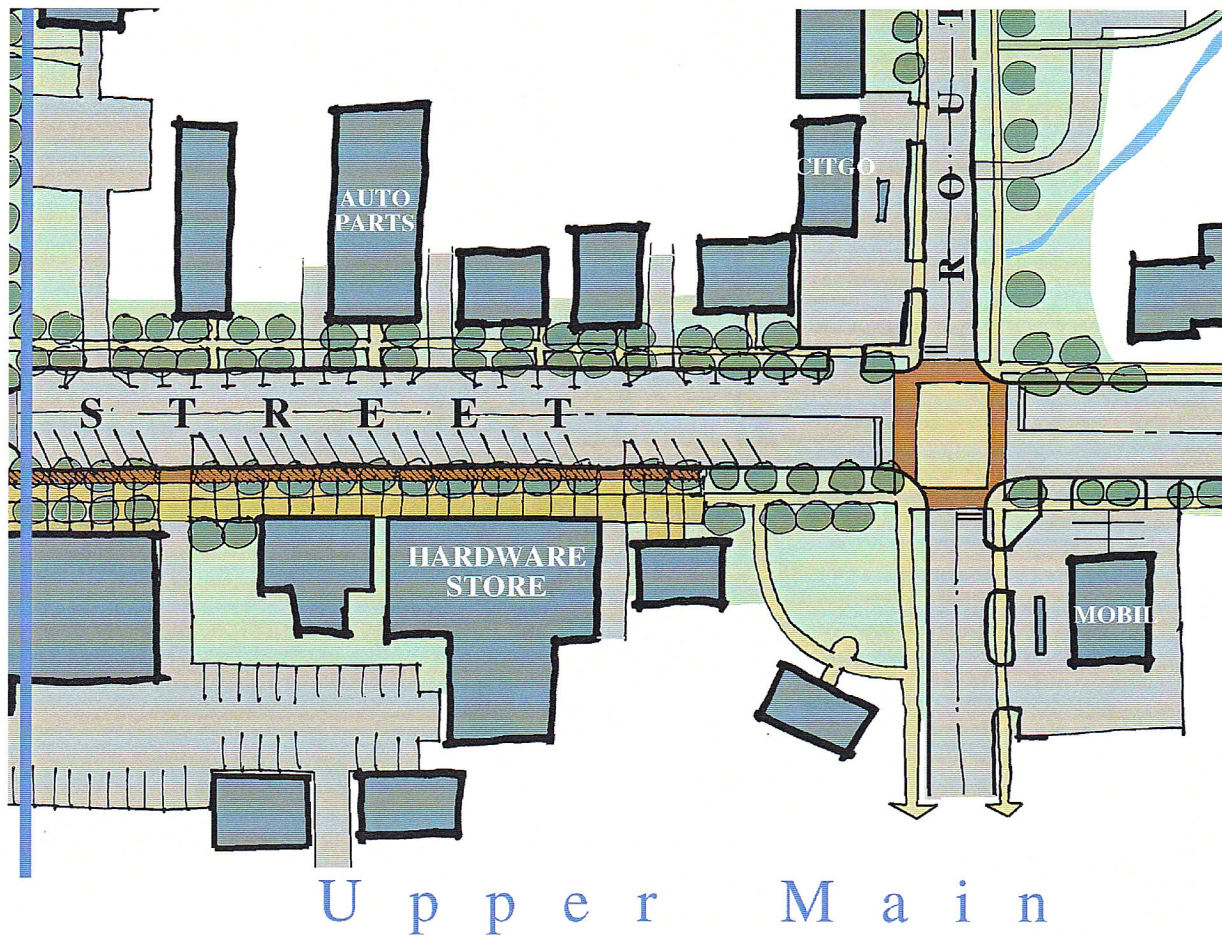


## Detailed Descriptions of the Design for Main Street: Upper Main Street

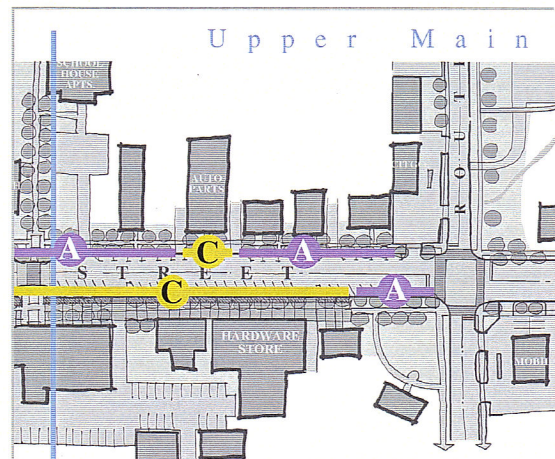


### Design features:

- Sidewalk replacements as needed.
- Use of primarily commercial frontage design precedents for wider sidewalks and residential frontages so that street trees can be located on Village ROW.
- New lighting, business directory signage, and storefront improvements. – see design sections.

### Central Main Street uses three frontage types:

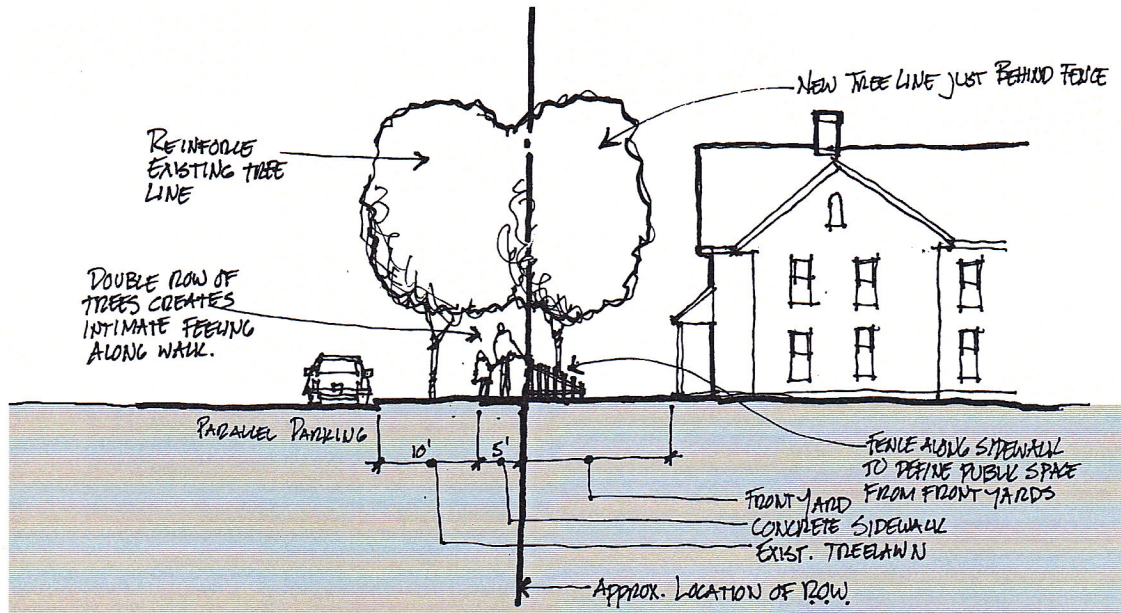
- **Type A** on the north side of the road in the area of the church.
- **Type B** along the frontage near the Inn, and along the south side of the street from the bank to just east of the Post Office.
- **Type C** is used in several places on both sides of the street.



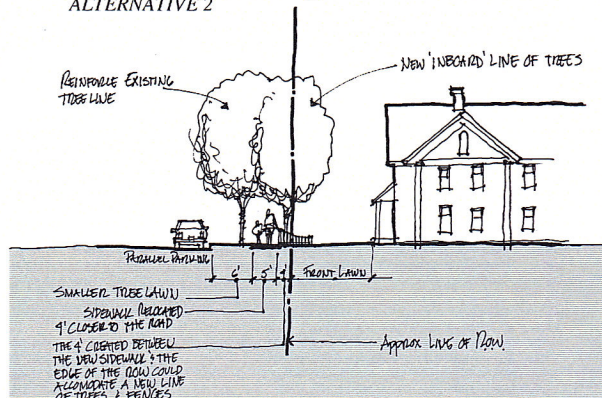


**Frontage Type A** is used for residential applications. Both Alternative 1 and Alternative 2 involve a new interior treeline and fence line between the sidewalk and the homes. Alternative 1 requires that the interior treeline and fence line be on private property, whereas in Alternative 2 the streetside treelawn is narrowed and the interior treeline and fence line are shifted into the public ROW.

# Frontage Type **A** RESIDENTIAL ALTERNATIVE 1



# Frontage Type **A** RESIDENTIAL ALTERNATIVE 2




Before and after view of **Frontage Type a** looking west down the north side of Main Street.



Frontage Type C would be used for commercial/retail frontages. The difference between Alternative 1 and Alternative 2 is that the outdoor seating area is shifted from the building to the street and the sidewalk shifts accordingly.

## Frontage Type C COMMERCIAL ALTERNATIVE 1



## Frontage Type C COMMERCIAL ALTERNATIVE 2

